



6.2.2: Implementation of e-governance in areas of operation

Electronic(e) governance or e-governance is the use of information and communication technology (ICT) for delivering organizational services, information, communication, integration with organizational non-organizational entities and exchange of services between organization and the stake holders for implementation of good governance. The details of implementation of e-governance in the areas of

1. Administration
2. Finance and Accounts
3. Student Admission and Support
4. Examination are attached below:

S.NO	Description	Page no.
1	E Governance Policy and annual report	1
2	ERP document	7
4	Screenshots of ERP	30
5	Institution Annual Report: 2021-22	49
6	Audit statement: 2021-22	54

E Governance Policy and annual report



E GOVERNANCE POLICY

Electronic Governance or E-Governance can be defined as the usage of information and communication technology (ICT) by the organization to provide and facilitate required service, exchange of information, communication, transaction and integration of various standalone system and service thereby creating transparent, paperless and automated data systems

Objectives:

1. Implementation of E-governance in various functioning of the institution
2. Achieving efficiency in the functioning
3. Promoting transparency and accountability
4. Achieving paperless administration of the institution
5. Facilitating online internal and external communication between various entities of the institution
6. To monitor all the activities of the college
7. To make campus Wi-Fi enabled
8. To establish a fully automated Library

Policy:

1. In order to provide simpler and efficient system of governance within the institution, it is decided to adopt and implement e-governance in maximum activities of our functioning.
2. The institution has resolved to implement e-governance in the areas of administration, academics, finance and examinations and with this aim we have drafted the policy.

Website:

In general institute website www.acoe.edu.in will act as an information center for all stakeholders and it will reflect the activities carried out inside the college. So policy is made to disseminate all the details in website like circulars, all departmental activities, courses offered, important announcements etc.,

1. ADMINISTRATION:

- a) AUTOMATION: It's a College Automation Package, designed and developed by Webpros Solution Pvt Ltd, Visakhapatnam. The details are mentioned below.

Package Highlights	<ul style="list-style-type: none">➤ Internet or Intranet enabled Application.➤ User Levels with Access Right for Data Security.➤ Course/Batch/Category/Student Fee Due Reports.➤ Tracks Performance of Scholarship Students.➤ Fee/Attendance Reminders and Progress Reports.➤ Attendance & Marks Analysis.➤ Integration with Attendance Capturing Devices.➤ Accounts Module➤ Employee Module.➤ Library Module.➤ Login for Students/Parents to access data online.
--------------------	---

Note:

- To efficiently use the above package highlights the institutions has two coordinators over college level and each department level coordinators to guide other faculty members.
- College level coordinator must see for the customization based on the requirement of the institutions.

ERP software terms and conditions:

- 1) Software must be installed in server which is provided by the institutions.
- 2) Software must be in executive from and customization as per the institutions must be done.
- 3) 24/7 service support must be extended through online or offline to solve our query.
- 4) 100% payment shall be made on completion of installation and training of all the modules of the software.



- b) **Biometric Attendance:** Biometric attendance is available at ACOE for all the staff (teaching, technical and admin), it is useful for attendance management system in the organization to improve the governance.
- c) **CCTV:** Excellent and modernized coverage of the ACOE campus that includes places like, corridor, laboratories and canteen which helps the administration to monitor all the discipline issues at the maximum level.

2. FINANCE AND ACCOUNTS

ECAP software is used by ACOE, which is very simple to use, able to manage GST compliance.


3. STUDENT ADMISSION AND SUPPORT:

- a) **Automation:** ACOE uses a highly evolved automation for all the information in a sophisticated manner, the key feature includes id card generation to the new students and having complete information on transport facilities, hostel facilities etc., the student is planning to avail.

- b) **Library:** The library module in the ECAP software provide cataloguing, searching, member/patron management, an acquisition system and circulation (issues, returns and reserves).It helps the students and faculty members of ACOE in utilizing the library to maximum level.

4. EXAMINATION:

- a) **Website:** ACOE maintains and updates its website on regular basis which is governed by the website committee. Each and every important event and development is highlighted in college website. The college provides link of results to the student in the website for easy accessibility.
- b) **JNTUK exam portal:** A well-organized JNTUK exam portal to upload students' attendance, to download the JNTUK question papers, to download the hall tickets, to upload the marks scored by the students and to know the results.
- c) **Automation :** ACOE upload the mid I and mid II as well as lab internal and external marks in the automation which helps the faculty and students to simplify the work by expanding the testing capacity, get faster feed backs and improves the quality.



A handwritten signature in blue ink, appearing to be "V. R. S.", written over a light blue grid background.

Principal

PRINCIPAL
Aditya College of Engineering
SURAMPALEM-533 437



ANNUAL E-GOVERNANCE REPORT

The college has emphasized the need for providing quality education with suitable ERP policy. Implementation of fool proof designs for quality assurance has been one of the prime motives of the institution. The details are mentioned below:

ADMINISTRATION:

- i. Automation: The College Administration has been equipped with computerized E-CAP software which has been found satisfactory.
- ii. Biometric: Implemented a pertinent computerized tool for identifying and authenticating the members of the institution.
- iii. CCTV: Installed for coverage of the ACOE campus that helps the administration to monitor all the discipline issues at the maximum level

FINANCE AND ACCOUNTS:

ECAP software is used by ACOE, which is very simple to use, able to manage GST compliance.

STUDENT ADMISSION AND SUPPORT:

Library: The library module in the ECAP software provide cataloguing, searching, member/patron management, an acquisition system and circulation (issues, returns and reserves). It helps the students and faculty members of ACOE in utilizing the library to maximum level.

EXAMINATION:

- a) Website: ACOE, maintains and updates its website on regular basis which is governed by the website committee.
- b) JNTUK exam portal: A well-organized JNTUK exam portal to upload students' attendance, and to access student performance
- c) **Automation:** ACOE upload the Mid I and Mid II as well as lab internal and external marks in the automation software.


PRINCIPAL

PRINCIPAL
Aditya College of Engineering
SURAMPALEM - 533 437



ERP document



ADITYA COLLEGE OF ENGINEERING

Approved by AICTE, Affiliated to JNTUK & Accredited by NAAC

Recognized by UGC under section 2(f) of UGC Act 1956

Aditya Nagar, ADB Road, Surampalem - 533 437, E.G.Dist., Ph: 99631 76662.

Institution purchased College Automation Package - ECAP from Webpros Solutions Pvt Ltd, # 39-34-15/3, Ambedkar Colony & B Junction, Visakhapatnam, Andhra Pradesh 530007, which is established in the year 2003, having registered office in Visakhapatnam, AP, India. The software here is referred as ECAP, fulfils all the requirements of Engineering Colleges including integrated campuses offering Undergraduate and Post Graduate Courses. ECAP aims at immediate availability of data in required formats ease the work of staff and management and increase in transparency and accountability in administration.

Package Highlights:

- Internet or Intranet enabled Application.
- User Levels with Access Rights for Data Security.
- Course/Batch/Category/Student Fee Dues Reports.
- Tracks Performance of Scholarship Students.
- Fee/Attendance Reminders and Progress Reports.
- Attendance & Marks Analysis.
- Integration with Attendance Capturing Devices.
- Accounts Module similar to Tally.
- Payroll Integrated Staff Module.
- Barcode Integrated Library Module.

A central database of information also aids in improving analytics and reporting. Since an ERP records and stores all the data users input it makes for an excellent intelligence tool. As long as vendor provides strong functionality, ERP software makes it easier and faster to generate various reports. ERP stores all entered data into a single database, allowing all departments to work with the same information. Additionally, all this data can be organized, analysed and made into reports.

ERP Document



Introduction to E CAP

Webpros Solutions Pvt Ltd, Visakhapatnam was established in the year 2003, having registered office in Visakhapatnam, AP, India. The company has been promoted by a team of qualified, skilled and experienced personnel. Since inception, the company has witnessed rapid but steady growth in the areas of operations. Apart from having business transactions, the company has comprehensively won the confidence of many esteemed clients whose continuous support and encouragement has brought success and reputation to the company in the industry.

Divisions:

Software Development:

Caters to the software needs of any establishment looking for automation of their regular tasks. Division employs qualified Marketing Executives, Business Analysts, Developers, Testers and Customer Support Executives to provide best software solutions and ensure quality service support to our esteemed clients.

Web Development:

Caters to the software needs of any establishment looking for automation of their regular tasks. Division employs qualified Marketing Executives, Business Analysts, Developers, Testers and Customer Support Executives to provide best software solutions and ensure quality service support to our esteemed clients.

Biometrics:

Aims to meet the Time & Attendance & Access Control requirements of any establishment looking for tracking staff attendance and automation of payroll processing. Division possesses qualified and skilled Marketing Executives, Software

Developers and Customer Support Executives to provide customized Time and Attendance and Access Control solutions to our valuable clients.

Barcode:

Meets Automatic Identification and Tracking needs of any Industry/Retail/Warehouses etc by providing robust barcode solutions including hardware and consumables. Division has qualified, skilled and experienced Marketing Professionals, Software Developers and Customer Support Executives to ensure best barcode solutions and timely service support to our valuable customers. We are the manufacturers of barcode labels and have state of art die cut machines to produce blank as well as color quality barcode labels.

Our Mission

Our mission is to identify the business needs of our clients and to fulfill those needs by providing the best technological solutions. Our primary commitment is achieving total client satisfaction by assisting our clients in successful selection and implementation of new technologies. We will constantly strive to be the technological leaders and the best source of solutions to our clients, which in turn will help our clients to outperform their competitors.

Infrastructure

The Company office is located in a flat consisting of 2000 SFT each in an apartment in posh locality in Visakhapatnam, AP, India. The office premises are well furnished with partitions and wood work to house cabins for staff and systems. Office has computer network of 20 clients and one server of latest hardware configuration and supported by 10KVA UPS to provide uninterrupted power supply. Our computer network is well connected to internet with 2 Mbps broadband internet access to ensure online support to our reputed clients.

Human Resources

The company employs highly qualified and motivated personnel to meet it's organizational objectives. Every employee is provided with an equal opportunity thereby encouraging diversity and respecting the views and opinions of one and all in the

organization. All employees work in challenging work environment and to those who are really sincere and want to glorify in the career, our company will be the launching pad.

The Technologies we work on


Web Applications	HTML, XML, DHTML, ASP, JSP, VB.NET, J2EE, Java Script, C#, ASP.NET
Back End MS-SQL Server, MySql, Oracle Desktop	
Programming Tools VB 6.0, VC++ 6.0	
Designing Tools Adobe Photoshop, Macromedia Flash and Dreamweaver.	
Features	

Welcome to the presentation of Engineering College Automation Package, designed and developed by Webpros Solutions Pvt Ltd, Visakhapatnam. The software hereinafter referred as ECAP, fulfills all the requirements of Engineering Colleges including integrated campuses offering Undergraduate and Post Graduate Courses. ECAP aims at immediate availability of data in required formats ease the work of staff and management and increase in transparency and accountability in administration.

Package Highlights:

- o Internet or Intranet enabled Application.
- o User Levels with Access Rights for Data Security.
- o Course/Batch/Category/Student Fee Dues Reports.
- o Tracks Performance of Scholarship Students.
- o Fee/Attendance Reminders and Progress Reports.
- o Attendance & Marks Analysis.
- o Integration with Attendance Capturing Devices.
- o Accounts Module similar to Tally.
- o Payroll Integrated Staff Module.
- o Barcode Integrated Library Module.

- o Login for Students/Parents to access data online.



Engineering College Automation Package

MODULES	Introduction to ECAP
<ul style="list-style-type: none"> ⚙ Administration ⚙ Academics ⚙ Accounts ⚙ Admissions ⚙ Fee Payments ⚙ Examinations ⚙ Placements ⚙ Correspondance ⚙ Library ⚙ Staff ⚙ Central Stores ⚙ Departmental Stores ⚙ Hostel ⚙ Transport ⚙ Students 	<p style="text-align: right; color: #e67e22; font-style: italic;">Watch full video</p> <p>Welcome to the presentation of Engineering College Automation Package, designed and developed by Webpros Solutions Pvt Ltd, Visakhapatnam. The software hereinafter referred as ECAP, fulfills all the requirements of Engineering Colleges including integrated campuses offering Undergraduate and Post Graduate Courses. ECAP aims at immediate availability of data in required formats, ease the work of staff and management and increase in transparency and accountability in administration.</p> <div style="background-color: #f4a460; padding: 5px; text-align: center;"> Package Highlights </div> <p style="text-align: right; color: #e67e22; font-style: italic;">Watch module wise videos</p> <ul style="list-style-type: none"> ✓ Internet or Intranet enabled Application. ✓ User Levels with Access Rights for Data Security. ✓ Course/Batch/Category/Student Fee Dues Reports. ✓ Tracks Performance of Scholarship Students. ✓ Fee/Attendance Reminders and Progress Reports. ✓ Attendance & Marks Analysis. ✓ Integration with Attendance Capturing Devices. ✓ Accounts Module similar to Tally.

MODULES:

Administration

Academics

Accounts

Admissions

Fee Payments

Examinations

Placements

Correspondence

Library

Staff

Central Stores

Departmental

Stores Hostel

Transport

Students

Administration - Features:

- o Creation of Departments, Courses and Branches.
- o Fees for courses along with Due Dates & Fines.
- o User Levels with Access Rights on modules.
- o Mapping Users to User Levels.
- o Backup and Restore Data.
- o Track staff Logins and Resetting Passwords.
- o Complaints/Suggestions Received from Students/Staff
- o Setting Academic Calendar.
- o Posting News/Events for notice by Users.
- o Uploading Students Data to College Website.
- o Maintaining College Diary.
- o Device IDs to students for capturing attendance.
- o Data Backup & Restore. **Links**

S.No	Link Name	Description
1.	Academic Calendar	To set Academic Calendar for all courses.
2.	Backup & Restore	To take database backup and restore manually
3.	Branches	To create branches for various courses.
4.	College Details	To enter college details. These details will be shown all reports.
5.	Complaints	To view complaints/suggestions posted by staff and students.
6.	Courses	To create Courses. B.Tech, MBA, MCA and M. Tech courses can be added.
7.	Credits	To set credits required to promote students from one

		semester to next semester for any course.
8.	Departments	To create departments. These departments offer courses.
9.	Dairy	To note important events for future. This reminds day's events when logged in.
10.	Fee Types	To set fee types for various courses along with due dates and fines.
11.	Grading Subjects	To give grading to subjects to decide ranks in case if two or more students get same total marks.
12.	Holidays	To set Holidays during academic year.
13.	New Bank	To add Bank names so that they appear in Bank Drop Down in receipts/payments screens.
14.	Lecture Halls	To add Lecture Halls details along with number of benches (No of rows and columns). This data is used while generating Seating Arrangement during external examinations.
15.	News & Events	To add news or events for attention of all users. They scroll on top bar and catch attention of users when they login.
16.	Students Passwords	To reset password for any student.
17.	Seats	To enter convener and management quota seats under Direct and Later categories for courses
18.	Settings	To configure GPRS modem, set Attendance fine payable per day by students, set Admission Number and Receipt Number to start with, set batch wise regulations for selected course.
19.	Staff Logins	To track application login and logout timings of staff members.
20.	Staff Working Hours	To set working hours for staff.
		To assign Numbers to students. These numbers will be
21.	Student Bio-ID	assigned to students while enrolling fingerprints in fingerprint devices to capture attendance.
22.	Subjects	To add subjects for courses.
23.	User Levels	To create user levels and set page level access rights on individual modules for selected user level.
24.	Users	To assign User Level, Login ID and Password to staff members.
25.	Web Upload	To upload students profiles, Attendance and Marks data to college website.
26.	Set Maximum Marks	To set batch wise maximum and pass marks for theory, lab and project for all courses.

Academics – Features:

- o Attendance & Marks Entry by Faculty.
- o Students' Attendance Analysis.
- o Student's Complete Profile in one single screen.
- o Analysis of Teaching Plan and Topics Covered.
- o Upload of Resources like notes etc for students.
- o Integration with Attendance Capturing devices.
- o Messages/Assignments by Faculty to Students
- o Students Feedback Against Faculty.
- o Attendance Shortage Notices to Parents.
- o Time Table & Faculty Teaching Assignments.
- o Academic Projects.
- o Faculty Academic Register
- o Faculty Workload
- o Faculty Adjustments
- o Circulars
- o Disciplinary Actions.
- o Faculty Performance.
- o Certificates
- o Extra Classes
- o Students Promotion & Detention.

Links

Sl.No	Link Name	Description
1.	Absentees Report	To view absentees day wise or continuously for selected number of days for all courses.
2.	Academic Register	To generate register containing day wise attendance and exam wise marks of all students for a selected subject.
3.	Attendance	To enter period wise or cumulative attendance or upload cumulative attendance for certain number of days from excel sheet.
4.	Attendance Reports	To view Class wise, Day wise, Monthly Attendance reports. Attendance register, student wise and subject wise attendance reports can also be viewed. Attendance shortage report also can be seen.
5.	Batches	To divide students of selected semester into batches for attending labs simultaneously.
6.	Certificates	To issue Study, Conduct and TC certificates in standard formats

		to students and to track certificates issued to students.
7.	Circular	To issue circulars meant for students or staff or for both by principal or secretary of the institution.
8.	Current Time Table	To view which faculty shall be in which class room as per time table at any point of time.
9.	Disciplinary Action	To initiate disciplinary action against students and staff and track disciplinary actions taken.
10.	Extra Classes	To assign extra classes to faculty in addition to regular classes.
11.	Faculty	To view faculty performance i.e class taken, marks obtained etc, faculty work load, feedback given by students against a faculty, faculty leisure time, faculty work schedule and set special assignments to faculty,
12.	Faculty Adjustments	To substitute a faculty with another faculty to take classes if former goes on leave or not able to take classes on certain day(s).
13.	Feedback Questions	To add feedback questions which need to be answered by students while giving feedback against faculty.
14.	Internal Marks	To enter internal marks by faculty.
15.	Lab Batches	To enter number of batches into which students need to be divided to attend labs.
16.	MBA	To enter specializations for MBA course and select electives chosen by students.
17.	Projects	To assign projects and project guides to students of B.Tech, MBA, MCA and M.Tech courses and track the progress of individual projects. Guides need to upload student wise project status in excel sheet at regular intervals.
18.	Promotions	To view students who are qualified with credits and attendance for promotion from current semester to next semester. Reasons will be indicated against students who are not qualified for promotion. However they can also be qualified for promotion manually.
19.	Resources	To view what resources are available for students to download under various categories?
20.	Student Profile	To view complete data of selected student in one single screen. This screen contains Bio-Data, Performance in current semester, performance upto the current semester, fee payment details and Backlogs details of selected student.
21.	Teaching Assignments	To assign subjects to faculty.
22.	Teaching Plans	To upload teaching plan and every day topics covered by faculty.
23.	Time Table	To set theory and lab time tables for courses and print them.

24.	Student Messages	To post messages/assignments to selected student(s) by faculty.
25.	Upload Resource	To upload resources meant for students by faculty.

Accounts - Features:

- o Creation of Revenue & Expenditure Heads.
- o Department wise Budgets.
- o Head wise Revenue & Expenditure Reports.
- o Bank Accounts & Transactions.
- o Day Book & Cash Book Maintenance.
- o Profit & Loss Statement.
- o Attendance Fine & Exam Fee Collection.
- o Supplier Payments & Dues.
- o Fee Refunds to Students.
- o Loan Estimates for Students.

Links

Sl.No	Link Name	Description
1.	Attendance Fine	To view fine payable monthly by students for the days becoming absent and collecting fine.
2.	Bank Accounts	To enter bank account details.
3.	Bank Deposits	To enter cash or cheque deposits in selected bank account.
4.	Bank Transactions	To view Deposits or withdrawal history of selected bank account.
5.	Bank Withdrawals	To enter withdrawal details from selected bank account.
6.	Bill Clearance	To view suppliers pending bills and clearing them for payment.
7.	Department Budgets	To set annual expenditure budgets for individual departments.
8.	Day Book	To view financial transactions recorded during the selected day.
9.	Expenditure Heads	To add expenditure Heads.
10.	Expenditure Reports	To view had wise expenditure transactions.
11.	Fee Refunds	To refund fees already collected to students in case of college transfers etc.
12.	Profit/Loss	To view profit and loss statement during the selected period of time.

13.	Receipts	To enter non fee receipts.
14.	Receipts Reports	To view head wise revenue reports.
15.	Revenue Heads	To add revenue heads.
16.	Transactions	To view financial transactions and edit them if needed.

Admissions – Features:

- o Import of Students data from Excel Sheet.
- o Admission Register
- o Castes & Sub Castes.
- o Tracks Certificates to be Submitted by Students.
- o Re Admission of Detained students.
- o Bar-coded ID Cards for Students.
- o Scholarship Students.
- o Generates 10 digit Roll Numbers for Students.
- o Division of Students into Sections.
- o Reports.

Links

Sl.No	Link Name	Description
1.	Admission	To enter students data through interfaces or import students data from excel sheets.
2.	Admissions Register	To generate admissions register in standard format after admissions are over.
3.	Castes	To add castes.
4.	Certificates	To add list of certificates to be collected from students during admission time.
5.	Checklist	To track what certificates have been submitted by a student at the time of admission.
6.	College Strength	To view total number of students basing on gender i.e male and female.
7.	Detained Students	To view or enter details of detained students and readmit them.
8.	Generate ID Cards	To generate barcoded ID cards to students after admissions. To
9.	Generate Roll	generate university roll numbers for students admitted during

	Numbers	current academic year.
10.	Scholarship Students	To view details of students who are eligible for scholarships from state government.
11.	Sections	To divide students into sections if a branch has more than one section.
12.	Edit	To view and edit students data.
13.	Reports	To view course wise, Branch wise, seat type wise, category wise and gender wise admissions of selected batch of students. To compare current batch of students with previous three batches of students and analyze the admission trends.

Fee Payments – Features:

- o Fee Collection & Receipt Printing.
- o Course/Batch/Student wise Fee Dues.
- o Fee Concessions.
- o Fee Reminders to Parents.
- o Tracking Fee Reimbursement from Government.
- o Issuing Study etc. Certificates to Students.
- o Reports.

Links

Sl.No	Link Name	Description
1.	Certificates	To issue study and conduct certificates to students and track them.
2.	Counseling Payments	To enter details of payment made by the students at counseling centers.
3.	Dues List	Aggregate, Student wise- To view course wise tuition fee and other fees dues and fee wise dues of all students.
4.	Fee Adjustments	To give concessions in tuition fee to certain students and set different fee due dates.
5.	Fee Payments	To accept fee payment from students.
6.	Fee Reminders	To generate letters containing fee dues, addressed to parents.
7.	Govt Receipts	To view fee reimbursement dues from state government and enter details of payments from state government.
8.	Old Receipt	To view details of payment made by student against entered receipt number.
9.	Permitted Students	To view list of students who are given fee concessions and given extended time to pay fees.

10.	Previous Dues	To enter previous years fee dues
11.	Reports	To view fee committed, fee paid and fee dues details of selected student. Class wise fee paid and dues reports also can be seen.

Examinations – Features:

- Exam Fee Collection & Exam Schedules.
- Student Registrations for Regular/Supply Exams.
- Seating Arrangement for External Exams & D-Forms.
- Entry/Upload of External/Internal Exams Marks.
- External/Internal Marks Analysis & Reports.
- Progress Reports & Attendance Reminders.
- Supplementary & Detained Students.
- Invigilation Charges for Staff.
- Reports.

Links

Sl.No	Link Name	Description
1.	Admissions Report	To view branch wise students admissions of selected batch in the format prescribed by the university.
2.	Backlogs	To view student wise and subject wise backlogs. Details of students of selected class having subject backlogs.
3.	D-Forms	To generate subject wise D-Forms during external examinations.
4.	Exam Fee Dues	To view list of students who are yet to pay examination fees
5.	Exam Application	To view and print exam application form for circulation among students.
6.	Question Paper	To download internal exams question papers set by faculty
7.	Exams	To set fees, due dates, exam schedules and generate seating arrangement for external examinations.
8.	Expenditure	To enter expenditure details incurred by examination section.
9.	Expenditure Report	To view expenditure incurred by examination section.
10.	External Marks	To enter external marks, analyze marks obtained and generate marks reports.
11.	Internal Marks	To enter attendance for internal exams, internal marks, analyze marks obtained and generate marks reports.
12.	Invigilation Charges	To enter invigilation charges payable to faculty. These charges are reflected in payslips.

13.	Lab (External)	To generate formats for taking attendance and entering marks for lab external examinations.
14.	Progress Reports	To generate progress reports containing both attendance and marks of selected exam. Progress reports contain

Placements – Features:

- o Companies & Correspondence.
- o Screening Students as per Company Requirements.
- o Company Offers.
- o Students Performance
- o Alumni.
- o Reports

Links

Sl.No	Link Name	Description
1.	Companies	To add details of companies which conduct campus placements.
2.	Correspondence	To correspond with visiting companies through email or letters and track previous correspondence made with companies.
3.	Offers	To post details of placements offered by visiting companies to students.
4.	Screening	To generate shortlisted students basing on requirements of visiting companies.
5.	Alumni	To maintain details of students of previous batches along with their present employment and contact details.
6.	Student Performance	To view distinction students, first class and second class students with and without subject backlogs.
7.	Reports	To view batch wise placements offered by visiting companies.

Correspondence - Features

- o Labs Experiments
- o Equipment & Consumables
- o Indents to Central Stores
- o Issues within Department
- o Purchases & Receipts
- o Stocks
- o Reports

Links

Sl.No	Link Name	Description
1.	Complaint/Suggestion	To post complaints or suggestions by users for attention by the administrator
2.	Greetings	To generate birth day greetings for students.
3.	Groups & Members	To create groups and add members to them for sending common sms.
4.	Inbox	To view messages posted by other users and to compose messages to other users.
5.	Parents Addresses	To view addresses of parents of students of selected semester and print them.
6.	Parents Correspondence	To correspond with parents of selected student(s) through email or letter.
7.	Log Report	To view Undelivered SMS log report on a selected day.
8.	SMS	To send attendance, marks, fee dues sms to parents and students. To send sms to staff, students and parents. To send promotional sms to parents of prospective students during admissions time.

Library - Features

- o Library Rules for Students & Staff.
- o Entry/Upload of Books/Journals/Magazines.
- o Book Bank Students & Book Reservations.
- o Book Issues/Returns/Renewals.
- o Printing Barcodes.
- o OPAC & Search.
- o Journal/Magazine Subscriptions & Renewals.
- o Titles/Authors/Publishers Database.
- o Backup & Restore of Library Data.
- o Budget & Expenditure, Purchases & Receipts.
- o Stock Verification
- o Reports.

Links

Sl.No	Link Name	Description
1.	Back Volumes	To enter details of national and international journals which are bound into volumes relating to certain period.

2.	Backup & Restore	To backup and restore of library data.
3.	Book Status	To view and change status of selected book from reference to Issue etc.
4.	Book Bank Students	To add and view students who availed book bank scheme.
5.	Books	To enter books data either through interfaces or importing from excel sheets.
6.	Books Reserved	To view the details of books which are reserved by students and staff. Librarian can consider calling them when reserved books are being returned by somebody else.
7.	Budget & Expenditure	To view budget grants for library and enter expenditure details and view the report.
8.	Circulation	To issue, return and renewal books among students and staff.
9.	Cross Check	To view to whom a particular book was issued.
10.	Dept. Library	To transfer books from main library to departmental library and accept them back to main library.
11.	Dues	To view library dues payable by students.
12.	Edit	To edit book details.
13.	OPAC	Online Public Access Catalogue for search by users.
14.	Equipment	To post details of any equipment like Xerox machine installed in library.
15.	Journals	To post details of periodical journals received in library.
16.	Authors, Titles & Publishers	To maintain authors, titles and publishers database.
17.	Projects	To enter details of academic projects submitted by students in library.
18.	Purchases	To purchase books for library
19.	Receipts	To receive books purchased for library
20.	Requisition	To request books to be purchased for library.
21.	Rules	To set rules i.e number of issue tickets for staff and students, lending period, renewal times and fine etc for library.
22.	Search	To search ACC No wise, author wise, title wise, publisher wise, department wise and course wise books in library.
23.	Stock Verification	To compare system stock of books with physical stock taken in excel sheet.
24.	Subjects	To enter subjects for library.
25.	Subscription	To subscribe for national and international journals for library.
26.	Suppliers	To enter details of suppliers for library.

Reports To view Accession register, Library Fines, Day transactions, Pending returns, Issues , Returns, renewals , purchases and un used books etc

Staff - Features

- Messages among Staff Members.
- Groups & Members.
- SMS to Parents, Staff & Students.
- Marks/Attendance & Fee Dues through SMS to Parents.
- Printing Parents Addresses.
- Correspondence Via Email/Letters with Parents.
- Bulk SMS to Parents/Students during Admissions.
- Birthday Greetings

Links

Sl.No	Link Name	Description
1.	Complaint/Suggestion	To post complaints or suggestions by users for attention by the administrator
2.	Greetings	To generate birth day greetings for students.
3.	Groups & Members	To create groups and add members to them for sending common sms.
4.	Inbox	To view messages posted by other users and to compose messages to other users.
5.	Fee Payments	To accept fee payment from students.
6.	Parents Addresses	To view addresses of parents of students of selected semester and print them.
7.	Parents Correspondence	To correspond with parents of selected student(s) through email or letter.
8.	Log Report	To view Undelivered SMS log report on a selected day.
9.	SMS	To send attendance, marks, fee dues sms to parents and students. To send sms to staff, students and parents. To send promotional sms to parents of prospective students during admissions time.

Central stores - Features:

- Categories, Sub categories & Items.
- Indents & Issues.

- Suppliers, Purchases & Receipts.
- Stock Adjustments & Stock Register.
- Pending Indents.
- Initial Stock Entry.
- Reports.

Links

Sl.No	Link Name	Description
1.	Indents	To view department wise indents and process them.
2.	Masters	To create categories, sub categories, Items and units.
3.	Pending Indents	To view indents received from various departments yet to be processed.
4.	Purchases	To process purchase orders for purchase of various items.
5.	Receipts	To receive items ordered.
6.	Stock Entry	To enter initial stocks of various items.
7.	Stock Adjustments	To adjust stocks in case of any differences with physical stock taking.
8.	Reports	To view department wise indents received, items purchased and issued to various departments, stock register, item wise issues, purchases and receipts

Departmental stores – Features:

- Labs
- Experiments
- Equipment & Consumables
- Indents to Central Stores
- Issues within Department
- Purchases & Receipts
- Stocks
- Reports

Links

Sl.No	Link Name	Description
1.	Consumables	To enter equipment wise required consumables.
2.	Indents	To post indents to central stores for items.
3.	Issues	To issue items received from central stores for local consumption.

4.	Lab Equipment	To enter details of equipment used/installed in various labs of the department.
5.	Lab Experiments	To enter experiments pertaining to each lab.
6.	Labs	To add labs for the department.
7.	Purchase Orders	To process purchase orders for purchase of items separately.
8.	Receipts	To receive the items ordered.
9.	Stocks	To View the stocks of various items.
10.	Reports	To view the indents posted to central stores, items received and purchased, consumables consumed, equipment maintenance details.

Hostel – Features:

- Application for Admission into Hostel.
- Student Registration.
- Rooms & Room Allotment.
- Attendance & Marks Analysis for Hostlers.
- Hostel Dues & De-Registration.
- Reports

Links

Sl.No	Link Name	Description
1.	Application	To view details of students who applies for admission into hostel.
2.	New Room	To add rooms details.
3.	Registration	To register students by allocating room after getting hostel admission and necessary fee payment.
4.	De-Registration	To check the hostel dues payable by any hostel resident who proposes to leave the hostel.
5.	Room Adjustment	To transfer students from one room to another.
6.	Reports	To view details of students who admitted into hostel, hostel fee defaulters, academic performance of hostel residents.

Transport – Features:

- Vehicles.

- Routes & Halts.
- Assignment of Halts to Students.
- Expenditure Types & Expenditure Tracking.
- Log Book & Mileage Checking.
- Transport Fee Collection & Dues.
- Vehicle Insurance & Premium Tracking.
- Reports

Links

Sl.No	Link Name	Description
1.	De-Subscription	To check transport dues payable by any student who proposes not to use college bus.
2.	Defaulters	To view details of students who need to pay transport charges beyond due date.
3.	Due Date	To set due date for payment of transport fee.
4.	Expenditure Report	To view bus wise expenditure incurred under various expenditure heads.
5.	Expenditure Types	To create expenditure heads for which vehicles expenditure needs to be tracked.
6.	ExpHeads Mapping	To group various expenditure heads under one expenditure head created in accounts module.
7.	Fitness Certificate	To track fitness certificates obtained for various college buses.
8.	Log Book	To enter odo meter readings daily for each vehicle to track vehicle movements.
9.	New Policy	To enter insurance policy taken for college vehicles
10.	Routes & Halts	To add routes and add halts to routes along with amounts to be paid.
11.	Students Halts	To assign students to halts.
12.	Subscription	To register student for bus service.
13.	Vehicle Expenditure	To enter expenditure incurred for a vehicle.
14.	Vehicle Insurance	To track insurance premiums being paid for college buses.
15.	Vehicles	To add new vehicles.
16.	Premium Amount	To view insurance premium paid/pending details for selected vehicle
17.	Receipts	To receive transport fee from students.

Students – Features:

- o Access to Attendance, Marks & Fee Data of Self.
- o Posting Feedback Against Faculty.
- o Search for Books in Library & Book Reservations.
- o Access to Resources like Notes, E-Books etc.
- o Access to Personal Messages from HOD/Faculty.
- o Access to Circulars.
- o Access to Alumni Data.

Links

Sl.No	Link Name	Description
1.	Academic Calendar	To view the academic calendar of the course and semester, the student currently studying.
2.	Attendance	Displays daily , monthly and up to date attendance of student who logged in.
3.	Backlogs	Show the subject backlogs if any of the logged in student.
4.	Book Search	To search for books in the library by the student.
5.	Circulars	To view the circulars issued by the principal and management addressed to the students.
6.	Complaints/Suggestions	To post complaints/suggestions for attention by the administrator.
7.	Exam Schedule	To view internal and external exam schedules by students.
8.	Faculty Feedback	To post feedback against the faculty by student who logged in.
9.	Fee Details	Displays the details of fees paid by the logged in student.
10.	Fee Dues	Displays the details of fee dues payable by the logged in student.
11.	Resources	Student can view and download the resources uploaded by the faculty or librarian.
12.	Library Books	Displays history of book issues and returns from library of logged in student.
13.	Marks	Shows student's semester wise marks with aggregate.
14.	Project Search	Student can search for academic projects titles and abstracts from library.
15.	Profile	Student can view Bio Data, Performance in current semester and previous semesters, fee payment details, backlogs details.

16. Time Table

Student can view class time table.

MODULES	Contact Us																						
<ul style="list-style-type: none">AdministrationAcademicsAccountsAdmissionsFee PaymentsExaminationsPlacementsCorrespondanceLibraryStaffCentral StoresDepartmental StoresHostelTransportStudents	<p>Mrs. G. Lakshmi Bala</p> <p>Corporate Office: (USA)</p> <p>Excell International Group Inc.</p> <table><tbody><tr><td>27 Schall Street</td><td>Bridgewater Plaza</td></tr><tr><td>Bridgewater, NJ - 08807</td><td>250 Route 28</td></tr><tr><td>Phone No.: 908 218 1341</td><td>Suite # 205</td></tr><tr><td>Fax No.: 908 218 1441</td><td>Bridgewater, NJ 08807</td></tr><tr><td></td><td>Phone No.: 908 450 9815</td></tr><tr><td></td><td>Fax No.: 908 325 0484</td></tr></tbody></table> <p>Offshore Office: (India)</p> <p>Webpros Solutions Pvt. Ltd.</p> <table><tbody><tr><td>#39-34-15/3,</td><td>#202, 6th Cross,</td></tr><tr><td>Ambedkar Colony,</td><td>K.G.F. Munireddy Layout,</td></tr><tr><td>R & B Junction,</td><td>Mahadevapura,</td></tr><tr><td>Visakhapatnam ,</td><td>Bangalore 560 016</td></tr><tr><td>Andhra Pradesh 530 007</td><td></td></tr></tbody></table> <div><p>Mob: +91 9866078889 +91 9676907555</p></div> <div><p>Email: webprossolutions.vsp.bala@gmail.com bala@webprosindia.com prakash@webprosindia.com</p></div> <div><p>Whatsapp: 9866078889</p></div>	27 Schall Street	Bridgewater Plaza	Bridgewater, NJ - 08807	250 Route 28	Phone No.: 908 218 1341	Suite # 205	Fax No.: 908 218 1441	Bridgewater, NJ 08807		Phone No.: 908 450 9815		Fax No.: 908 325 0484	#39-34-15/3,	#202, 6th Cross,	Ambedkar Colony,	K.G.F. Munireddy Layout,	R & B Junction,	Mahadevapura,	Visakhapatnam ,	Bangalore 560 016	Andhra Pradesh 530 007	
27 Schall Street	Bridgewater Plaza																						
Bridgewater, NJ - 08807	250 Route 28																						
Phone No.: 908 218 1341	Suite # 205																						
Fax No.: 908 218 1441	Bridgewater, NJ 08807																						
	Phone No.: 908 450 9815																						
	Fax No.: 908 325 0484																						
#39-34-15/3,	#202, 6th Cross,																						
Ambedkar Colony,	K.G.F. Munireddy Layout,																						
R & B Junction,	Mahadevapura,																						
Visakhapatnam ,	Bangalore 560 016																						
Andhra Pradesh 530 007																							

Screenshots of ERP



ERP: College Automation Package: E-CAP

1. ECAP- Engineering College Automation Package

Introduction to ECAP

ECAP stands for Engineering College Automation Package. It is designed and developed by Webpros Solutions Pvt. Ltd., Visakhapatnam. ECAP aims at immediate availability of data in required formats to ease the work of staff and management and increase in transparency and accountability in administration.

Package Highlights:

- Internet or Intranet enabled application
- User levels with access rights for data security
- Course/Batch/Category/Student fee dues reports
- Tracks performance of scholarship students
- Fee/Attendance reminders and progress reports
- Attendance & Marks analysis
- Integration with attendance capturing devices
- Accounts module similar to Tally
- Payroll integrated Staff module
- Barcode integrated Library module
- Login for students/parents to access data online

Modules are as follows:

1. ADMIN
2. FINANCE AND ACCOUNTS
3. STUDENT ADMISSIONS & SUPPORT
4. EXAMINATIONS

URLs:

1. <http://info.aec.edu.in/acoe/default.aspx>

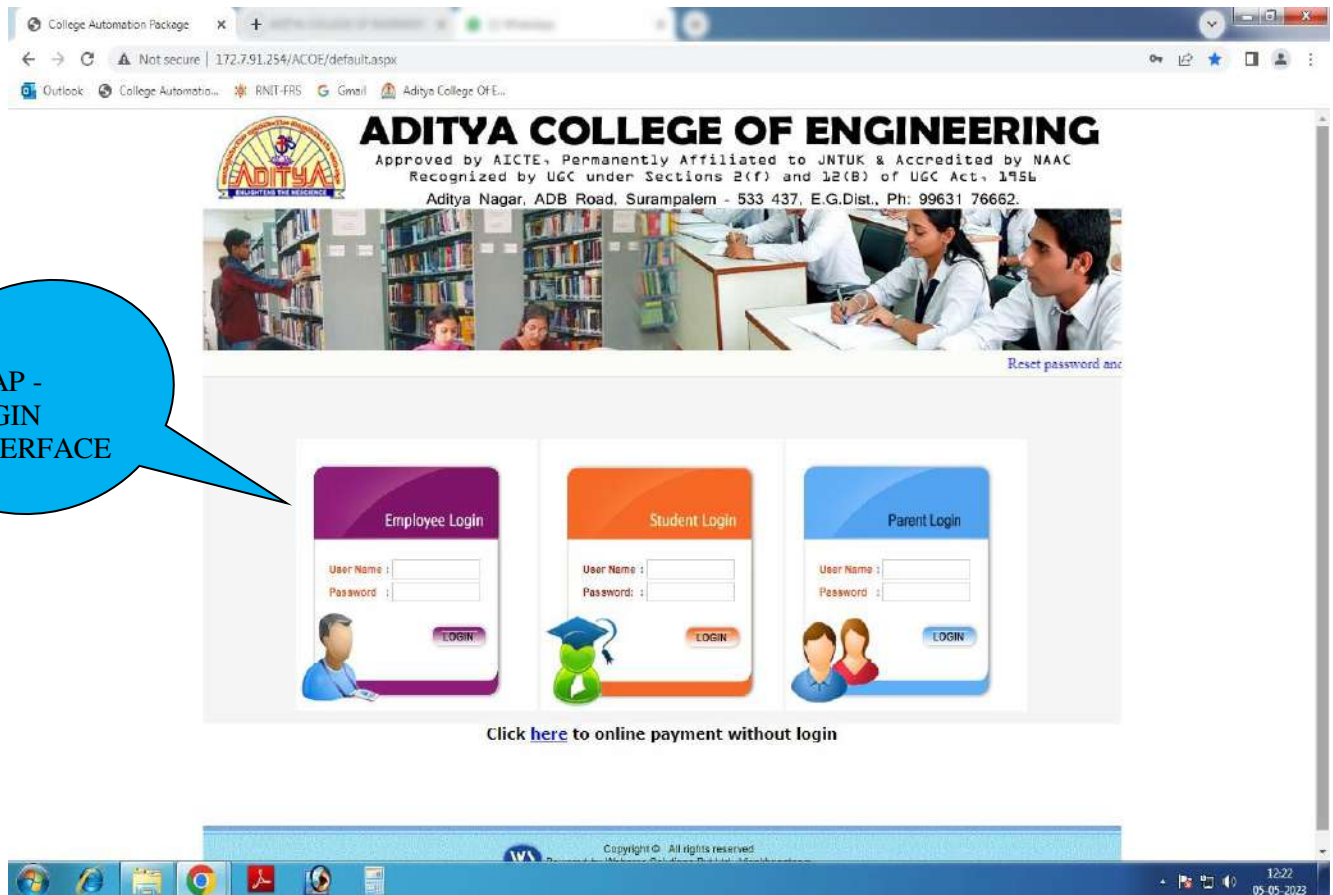
USER INTERFACE OF ECAP :


The web page of college automation with three types of login are shown

1. Employee login

2. Student login

3. Parent login





Principal
PRINCIPAL
Aditya College of Engineering
SURAMPALEM-533 437

MODULE 1: ADMIN MODULE

- ADMIN
 - OTPS
 - **RESET STUDENT PASSWORD**
 - SUBJECTS
 - CIRCULARS
 - LIBRARYBOOKS
 - LEAVESHISTORY

ADMIN MODULE SCREEN SHOTS:

The screenshot displays the Aditya College of Engineering website's admin interface. The header includes the college logo, name, and accreditation details. A navigation menu lists various administrative functions. The main content area shows the 'RESET STUDENT/PARENT PASSWORD' form, which includes a search bar for Roll No. (20MH1A0223), a 'Show' button, and a form with fields for Name (GOLLAPALLI DURGA MALLESH), Course (B.Tech), Semester (3/4 Semester-II), and Branch (EEE). The form also has radio buttons for 'Student' (selected) and 'Parent', and 'Reset Password' and 'Cancel' buttons. The footer contains copyright information and the college's address.


Principal
PRINCIPAL
Aditya College of Engineering
SURAMPALEM-533 437

MODULE 1: ADMIN MODULE

- ADMIN
 - OTPS
 - RESET STUDENT PASSWORD
 - **SUBJECTS**
 - CIRCULARS
 - LIBRARYBOOKS
 - LEAVESHISTORY

ADMIN MODULE SCREEN SHOTS:

The screenshot displays the Admin Module interface of Aditya College of Engineering II. The page header includes the college logo, name, and accreditation details. A navigation menu on the left lists various administrative functions, with 'SUBJECTS' highlighted. The main content area shows a form to filter subjects by Course, Semester, Branch, and Regulation. Below the form is a table listing subjects and their credits.

ADITYA COLLEGE OF ENGINEERING II
Approved by AICTE, Permanently Affiliated to JNTUK & Accredited by N
Recognized by UGC under Sections 2(f) and 12(B) of UGC Act, 1956
Aditya Nagar, ADB Road, Surampalem - 533 437, E.G.Dist., Ph: 99631 76662.

ADMIN | ACADEMICS | PLACEMENTS | CORRESPONDENCE
ADMISSIONS | EXAMINATIONS | EMPLOYEE

Welcome YSRUJI SATHI BABU

ADMIN


- OTPS
- RESET STUDENT PASSWORD
- SUBJECTS**
- CIRCULARS
- LIBRARY BOOKS
- LEAVES HISTORY

SUBJECTS

Course: B.Tech
Semester: 3/4 Semester-I
Branch: Electrical and Electronics Engineering
Regulation: R19

Show

SUBJECT NAME	SHORT FORM	CREDITS
Power Systems-II	PS-II	3.0
Power Electronics	PE	3.0
Linear IC Applications	LICA	3.0
Digital Signal Processing	DSP	3.0
Microprocessors And Microcontrollers	MPMC	3.0
Electrical Machines-II Laboratory	EM-II LAB	1.5
Control Systems Laboratory	CS LAB	1.0
Electrical Measurements & Instrumentation Laboratory	EMI LAB	1.5


Principal
PRINCIPAL
Aditya College of Engineering
SURAMPALEM-533 437

MODULE 1: ADMIN MODULE

- ADMIN
 - OTPS
 - RESET STUDENT PASSWORD
 - SUBJECTS
 - CIRCULARS
 - LIBRARYBOOK
 - **LEAVES HISTORY**

ADMIN MODULE SCREEN SHOTS:

The screenshot shows the Admin Module interface for Aditya College of Engineering. The left sidebar contains a menu with options: ADMIN, RESET STUDENT PASSWORD, SUBJECTS, CIRCULARS, LIBRARY BOOKS, and LEAVES HISTORY. The main content area displays the LEAVES HISTORY page, which includes a table for LEAVES HISTORY and a table for Used Leaves History. A green callout bubble with the text 'LEAVES OF STAFF' points to the LEAVES HISTORY section.

ADITYA COLLEGE OF ENGINEERING
Approved by AICTE, Permanently Affiliated to JNTUK & Accredited by NAAC
Recognized by UGC under Sections 2(f) and 12(B) of UGC Act, 1956
Aditya Nagar, ADB Road, Surampalem - 533 437, E.G.Dist., Ph: 99631 76662.

ADMIN | ACADEMICS | PLACEMENTS | CORRESPONDENCE
ADMISSIONS | EXAMINATIONS | EMPLOYEE

Welcome YERIN SATHI BABU

LEAVES HISTORY

ADITYA COLLEGE OF ENGINEERING
Approved by AICTE, Permanently Affiliated to JNTUK & Accredited by NAAC
Recognized by UGC under Sections 2(f) and 12(B) of UGC Act, 1956
Aditya Nagar, ADB Road, Surampalem - 533 437, E.G.Dist., Ph: 99631 76662.


LEAVES HISTORY

Sl.No	Leave Type	Leaves History	Opening	Used	Available
1	CL		12.00	12.00	0.00
2	Special Leave		.00	.00	0.00
3	SUMMER VACATION		.00	.00	0.00
4	Compensation Leave		10.00	9.50	0.50

Used Leaves History

Sl.No	From Date	To Date	No.Of.Days
1	15/06/2022	15/06/2022	1
2	20/06/2022	20/06/2022	1
3	01/06/2022	01/06/2022	1
4	22/07/2022	22/07/2022	0.5
5	05/08/2022	05/08/2022	1
6	10/08/2022	11/08/2022	2
7	13/09/2022	13/09/2022	0.5
8	26/06/2022	26/06/2022	1
9	01/07/2022	02/07/2022	2
10	05/07/2022	05/07/2022	1
11	25/07/2022	25/07/2022	1

Compensation Leave



Principal
PRINCIPAL
Aditya College of Engineering
SURAMPALAM-533 437

MODULE 2 : FINANCE AND ACCOUNTS

Software has been used for pay slip generation, college tuition fee payment details, transport fee details, hostel fee etc.

STUDENT FEE DUE LIST SCREEN SHOT

The screenshot displays the ECAP Engineering College Automation Package web application. The interface includes a navigation menu on the left with options like DUES LIST, FEE RECEIPT, GOVT RECEIPTS, REPORTS, CIRCULARS, LIBRARY BOOKS, and LEAVES HISTORY. The main content area is titled 'DUES LIST (BY ACADEMIC YEAR)' and features filters for College (Aditya College of Engineering), Academic Year (2017), and Course (B Tech). A 'Fee Type' section contains a grid of checkboxes for various fees, including Accreditation Fee, Admission Fee, App. Fee, Attendance Fine, Caution Deposit, DLO, DLO1, Exam Fee, Guest Room Charges, Gym Charges, H Caution Deposit, Hallticket/Receipt/Zerox/Id Card, Hospital Training Fee, Hostel, Hostel Charges, Hostel L, Hostel-II Semester, Late Fee, Libdep, Library, and Misc - Lib/Other. A 'Show Dues List' button is located at the bottom of the fee type grid. The footer of the application mentions 'Copyright © All rights reserved. Powered by Webprok Solutions Pvt Ltd, Visakhapatnam'.


Principal
PRINCIPAL
Aditya College of Engineering
SURAMPALEM-533 437

MODULE 2 : FINANCE AND ACCOUNTS

Software has been used for pay slip generation, college tuition fee payment details, transport fee details, hostel fee etc.

STUDENT FEE RECIEPT GENERATION SCREEN SHOT

ECAP ENGINEERING COLLEGE AUTOMATION PACKAGE

ADMISSIONS ACCOUNTS HOSTEL
FEE PAYMENTS CORRESPONDENCE

Welcome M VEERA SATISH

Search Change Password Log Out

FEE PAYMENTS

- OVERS LIST
- FEE ADJUSTMENTS
- FEE RECEIPT
- GOVT RECEIPTS
- OLD RECEIPT
- PAID TRANSACTIONS
- PERMISSION STUDENTS
- RECEIPTS-OFFLINE
- REPORTS
- CIRCULARS
- LIBRARY BOOKS
- LEAVES HISTORY

FEE RECEIPT


Date: 26/12/2019
Roll.No: 19MH1A0201
Submit

Roll.No: 19MH1A0201
Student Name: JAKKI VENKATA SURYA A KUMAR
Semester: 1/4 Semester-1
Seat Type: CONVENER
Father Name: JAKKI SRINIVAS
Date: 26-Dec-2019
Status: Regular

Course: B.Tech, EEE
Scholarship: Yes
Mobile.No: 9014305852
College: ADITYA COLLEGE OF ENGINEERING
Batch: 2019

FEE RECEIPT

It Generates Fee Paid Receipt


Principal
PRINCIPAL
Aditya College of Engineering
SURAMPALEM-533 437


MODULE 2 : FINANCE AND ACCOUNTS

Software has been used for pay slip generation, college tuition fee payment details, transport fee details, hostel fee etc.

STUDENT FEE REPORTS SCREEN SHOT

The screenshot shows the 'ECAP ENGINEERING COLLEGE AUTOMATION PACKAGE' interface. The user is logged in as 'SAMMANGI SURIBABU'. The 'REPORTS' section is active, displaying filters for College (Aditya College of Engineering), Course (B.Tech), Batch (2018), Branch (Electrical and Electronics Engineering), and Fee Year/Semester (2nd Year). A 'Show' button is present. Below the filters, a table header is visible with columns for Student details and various fee amounts.

Sl.No	Roll.No	Student Name	Mode Of Admission	Scholarship	Accreditation Fee			Admission Fee			App.Fee		
					Commit.Amt	Paid.Amt	Balance.Amt	Commit.Amt	Paid.Amt	Balance.Amt	Commit.Amt	Paid.Amt	Balance.Amt


Principal
PRINCIPAL
Aditya College of Engineering
SURAMPALEM-533 437

MODULE 2 : FINANCE AND ACCOUNTS

Software has been used for pay slip generation, college tuition fee payment details, transport fee details, hostel fee etc.

STUDENT FEE CARD SCREEN SHOT

Aditya Group of Institutions

Not secure | 172.791.254/adityacentral/main.aspx#

Outlook College Automatio... RNT-FRS Gmail Aditya College Of E...

WELCOME SAMMANGI SURIBABU

FEES PAYMENTS

STUDENT FEE CARD

RollNo: 17mh5a0202

Aditya Group of Institutions (Code: -)
Approved By -, Affiliated to -,
Aditya Nagar, ADB Road, Surampalem-533437, Gandepalle Mandal, E.G.Dt., Ph.99498 76662, 99897 76661
Tel: -

STUDENT FEE CARD


Roll.No : 17mh5a0202 Name : KOTHA VEERA VENKATA SAI MANIKANTA NIKHIL

Branch : EEE Semester : 4/4 Semester-II

Seat : Scholarship : No

Sl.No	Fee	Payable	Paid	Rec.No(s)	Rec.Date(s)	Due	Excess Paid	Refund
1/4 SEMESTER-I TOTALS		00.00	00.00			00.00	00.00	00.00
1/4 SEMESTER-II TOTALS		00.00	00.00			00.00	00.00	00.00
2/4 Semester-I								
1	Tuition Fee	17,500.00	8750.00	046PRD171800176, 046PRD171700170/1	08/08/2018, 01/06/2017			00.00
2/4 SEMESTER-I TOTALS		17,500.00	17,500.00			00.00	00.00	00.00
2/4 Semester-II								
2	Tuition Fee	17,500.00	17500	046PRD171700170/1	01/06/2017			00.00
2/4 SEMESTER-II TOTALS		17,500.00	17,500.00			00.00	00.00	00.00
3/4 Semester-I								

16:06 05-05-2023


Principal
PRINCIPAL
Aditya College of Engineering
SURAMPALEM-533 437

MODULE 3: STUDENT ADMISSION AND SUPPORT

- ADMISSIONS

- ADMISSION

- ADMISSION REGISTER
 - CASTES
 - DETAINED STUDENTS
 - GENERATE IDCARDS
 - LOCATION REPORT
 - RE-JOIN DATE
 - SECTIONS
 - TRANSFER
 - CIRCULARS
 - LIBRARYBOOKS
 - LEAVESHISTORY

ADMISSION MODULE SCREEN SHOT

The screenshot shows a web browser window displaying the admission form for Aditya College of Engineering. The browser address bar shows the URL: 172.791.254/ACDE/main.aspx#. The page header includes the college logo, name, and accreditation details. The main content area is titled 'ADMISSION' and contains a form with various fields for student information. The form is divided into sections: Personal Details, Parent/Guardian Details, Addresses, Academic Record, and a Cancel button. The form fields include Roll No, Student Name, Surname & Name, Course, Semester, Date of Admission, Religion, Student Mobile No, Entrance Type/Rank, and Admission Type. The form is currently filled out with the following information:

Field	Value
Roll No	17MH1A0201
Student Name	BODDEPALLI JAYA SREE
Surname & Name	
Course	B.Tech
Semester	4/4 Semester-II
Date of Admission	11/08/2017
Religion	Hindu
Student Mobile No	0000292830
Entrance Type/Rank	EAMCET 0
Admission Type	Direct


Principal
PRINCIPAL
Aditya College of Engineering
SURAMPALEM-533 437

MODULE 3: STUDENT ADMISSION AND SUPPORT

- ADMISSIONS
 - ADMISSION
 - **ADMISSION REGISTER**
 - CASTES
 - DETAINED STUDENTS
 - GENERATE IDCARDS
 - LOCATION REPORT
 - RE-JOIN DATE
 - SECTIONS
 - TRANSFER
 - CIRCULARS
 - LIBRARYBOOKS
 - LEAVESHISTORY

ADMISSION MODULE SCREEN SHOT

ADITYA COLLEGE OF ENGINEERING
Approved by AICTE, Permanently Affiliated to JNTUK & Accredited by NAAC
Recognized by UGC under Sections 2(f) and 12(B) of UGC Act-1956
Aditya Nagar, ADB Road, Surampalem - 533 437, E.G.Dist., Ph: 99631 76662.

ADMIN | ACADEMICS | PLACEMENTS | CORRESPONDENCE
ADMISSIONS | EXAMINATIONS | EMPLOYEE

Welcome VERNIT SATYI BABU

ADMISSION REGISTER

Year: 2017 ☒ Direct ☒ Lateral ☒ Transfer
Course: B.Tech
Branch: Electrical and Electronics Engineering
Seat Type: All

ADITYA COLLEGE OF ENGINEERING
Approved by AICTE, Permanently Affiliated to JNTUK & Accredited by NAAC
Recognized by UGC under Sections 2(f) and 12(B) of UGC Act-1956
Aditya Nagar, ADB Road, Surampalem - 533 437, E.G.Dist., Ph: 99631 76662.
COLLEGE ADMISSION REGISTER FOR THE YEAR 2017

Sl.No	Roll.No	Admission.No	Student Name	Gender	Blood Group	Date Of Birth	Category	Caste	Nationality	Religion	Mother Tongue
1	16MHS00227	4120	MADDALA DEVIKA	Female	-	04/11/1997	OC	KAPU	Indian	Hindu	Telugu
2	16MHS00253	4146	SORAMPUDI JHANSI SATYA SAI	Female	-	02/04/1998	BC-B	PADMASALI	Indian	Hindu	Telugu


[Handwritten Signature]

Principal
PRINCIPAL
Aditya College of Engineering
SURAMPALEM-533 437

STUDENT ADMISSION AND SUPPORT (APSCHE)

APSCHE ADMISSION MODULE SCREEN SHOT

[Home](#) [Contact us](#) [College/Dept.Login](#)



AP EAPCET - 2022 ADMISSIONS (Category - B)

(Admissions into Engineering & Pharmacy Courses - M.P.C. Stream)

Institute-wise Courses offered in Andhra Pradesh

Show entries

Search:

S.NO	Code	Institute	Place	District	Region	Type	Minority	Inst.Type
1	ABRK	ABR COLLEGE OF ENGG AND TECHNOLOGY	KANIGIRI	PKS	AU	PVT	NA	COED
2	ACEE	ADARSH COLLEGE OF ENGINEERING	GOLLAPROLU	EG	AU	PVT	NA	COED
3	ACEM	ADITYA COLLEGE OF ENGINEERING	MADANAPALLE	CTR	SVU	PVT	NA	COED
4	ACES	ADITYA COLLEGE OF ENGINEERING	PEDDAPURAM	EG	AU	PVT	NA	COED



Principal
PRINCIPAL
Aditya College of Engineering
SURAMPALEM-533 437

MODULE 3: STUDENT ADMISSION AND SUPPORT (ACADEMICS)

- ASSIGNMENTS
- ATTENDANCE REPORTS
- BATCHES
- COUNSELING
- CURRENT TIMETABLE
- DISCIPLINARY ACTION
- PREVIOUS DATA
- ELECTIVES
- FACULTY ADJUSTMENTS
- FACULTY EXTRACLASS
- INTERNAL MARKS
- LAB BATCHES
- LEAVES
- PROJECT
- STUDENT **STUDENT PROFILE**
- SUBSTITUTE SYLLABUS COVERAGE
- TEACHING ASSIGNMENTS
- TEACHING PLAN
- TEACHING SCHEDULE
- RESOURCES

ACADEMICS MODULE SCREEN SHOT

ADITYA COLLEGE OF ENGINEERING
Approved by AICTE, Permanently Affiliated to JNTUK & Accredited by NA
Recognized by UGC under Sections 2(f) and 12(B) of UGC Act, 1956
Aditya Nagar, ADB Road, Surampalem - 533 437, E.G.Dist., Ph: 99631 76662.

ACADEMICS

STUDENT PROFILE

Roll Number: 17MH5A0202

BIO-DATA

Personal Details		
Admission No.	4771	
Roll No.	17MH5A0202	
Name	KOTHA VEERA VENKATA SAI MANIKANTA NIKHIL	
Course	B.Tech	
Branch	Electrical and Electronics Engineering	Semester: Alumni(4/4 Semester)- 2018
Gender	Male	DOB: 26/12/1998
Nationality	Indian	Religion: Hindu
SSC Marks, %	52.00, 88.57	Inter Marks, %
SSC Grade points		Inter Grade points
Diploma Marks, %	0.0, 0.0	
Entrance Type	ECET	BAMCET/ECET Rank
Seat Type	CONVENER	Caste
Last Studied		Joining Date
Phone No.		Mobile No.
Email	luckymihill1998@gmail.com	
Bank A/C No.		Adhar No.
Ration Card No.		

Principal
PRINCIPAL
Aditya College of Engineering
SURAMPALEM-533 437

MODULE 3: STUDENT ADMISSION AND SUPPORT (CORRESPONDENCE)

CORRESPONDANCE

- INBOX
- PARENT ADDRESS
- PARENT CORRESPONDANCE
- SMS
- **SMS LOG**
- STAFF LIST
- STUDENTS SLIST
- CIRCULARS
- LEAVES HISTORY

ADITYA COLLEGE OF ENGINEERING

Approved by AICTE, Permanently Affiliated to JNTUK & Accredited by NAAC
Recognized by UGC under Sections 2(f) and 12(B) of UGC Act, 1956
Aditya Nagar, ADB Road, Surampalem - 533 437, E.G.Dist., Ph: 99631 76662.

ADMIN ACADemics PLACEMENTS CORRESPONDENCE
ADMISSIONS EXAMINATIONS EMPLOYEES

Welcome YERRI BATHI BABU

Search Change Password Log Out

CORRESPONDENCE


- INBOX
- PARENTS ADDRESS
- PARENTS CORRESPONDENCE
- SMS
- SMS CREDITS
- SMS LOG
- STAFF LIST
- STUDENTS LIST
- LIBRARY BOOKS
- LEAVES HISTORY

SMS LOG REPORT

All ☒ Students ☐ Staff
Group ☒ Single
Date Range : 01/11/2017 To 30/12/2017
Show

ADITYA COLLEGE OF ENGINEERING
Approved by AICTE, Permanently Affiliated to JNTUK & Accredited by NAAC
Recognized by UGC under Sections 2(f) and 12(B) of UGC Act, 1956
Aditya Nagar, ADB Road, Surampalem - 533 437, E.G.Dist., Ph: 99631 76662.
SMS LOG REPORT FOR DATE RANGE 01-Nov-2017 To 30-Dec-2017


Sl.No	Code	Name	Mob.No	Message	Date & Time	Status	Send By
STUDENTS							
1	16MH1A0201		9852407569	Dear Parent, your ward(ALLU POORNABAI) is absent for the period- 1 on 27/11/2017	27-11-2017 12:25 PM	Success	
2	16MH1A0202		9876152355	Dear Parent, your ward(CHODI SAMUEL) is absent for the period- 1 on 27/11/2017	27-11-2017 12:25 PM	Success	
3	16MH1A0205		9550772635	Dear Parent, your ward(KARRI LAKSHNIPARVATHI) is absent for the period- 1 on 27/11/2017	27-11-2017 12:25 PM	Success	
4	16MH1A0207		7022562900	Dear Parent, your ward(MOHAMED ISMAIL ABDULRAHMAN BABAKIR) is absent for the period- 1 on 27/11/2017	27-11-2017 12:25 PM	Success	
5	16MH1A0209		8161331034	Dear Parent, your ward(OKORO CHUKWUEBUKA CORNELIUS) is absent for the period- 1 on 27/11/2017	27-11-2017 12:25 PM	Success	



Principal
PRINCIPAL
Aditya College of Engineering
SURAMPALEM-533 437

MODULE 4: EXAMINATIONS

Students and faculty can track the details of examinations both internal and external and browse the examination results in a convenient way provided in the form of links in the ACOE College website, directly in the JNTUK website, and in ACOE college automation also.

ACOE COLLEGE WEBSITE SCREEN SHOT




Principal
PRINCIPAL
Aditya College of Engineering
SURAMPALEM-533 437

JNTUK EXAMINATIONS PORTAL

ACOE College is affiliated to JNTUK. Hence, ACOE is given access to the JNTUK Examinations portal free of cost. All the communication and transactions to/from JNTUK is done through this portal.

JNTUK EXAMINATION PORTAL SCREEN SHOT


JAWAHARLAL NEHRU TECHNOLOGICAL UNIVERSITY KAKINADA
Examination Portal

A university Stands for Humanism, Tolerance,
Reason, Progress, The adventure of ideas and
search for the truth.

Contact Details:
DE Office: 0884-2300911, 0884-2300912 Fax
CE Office: 0884-2300907, 0884-2300909

COLLEGES PROFILES

SKL	VZM	VSP	EG	WG	KRI	CTR	PKS
Welcome ADITYA COLLEGE OF ENGINEERING(EG)							
Courses-Offered:		B.TECH,MBA,MAM,M.TECH					
Collegephoneno1:		9963176662					
Collegephoneno2:		-----					
Collegefaxno:		-----					

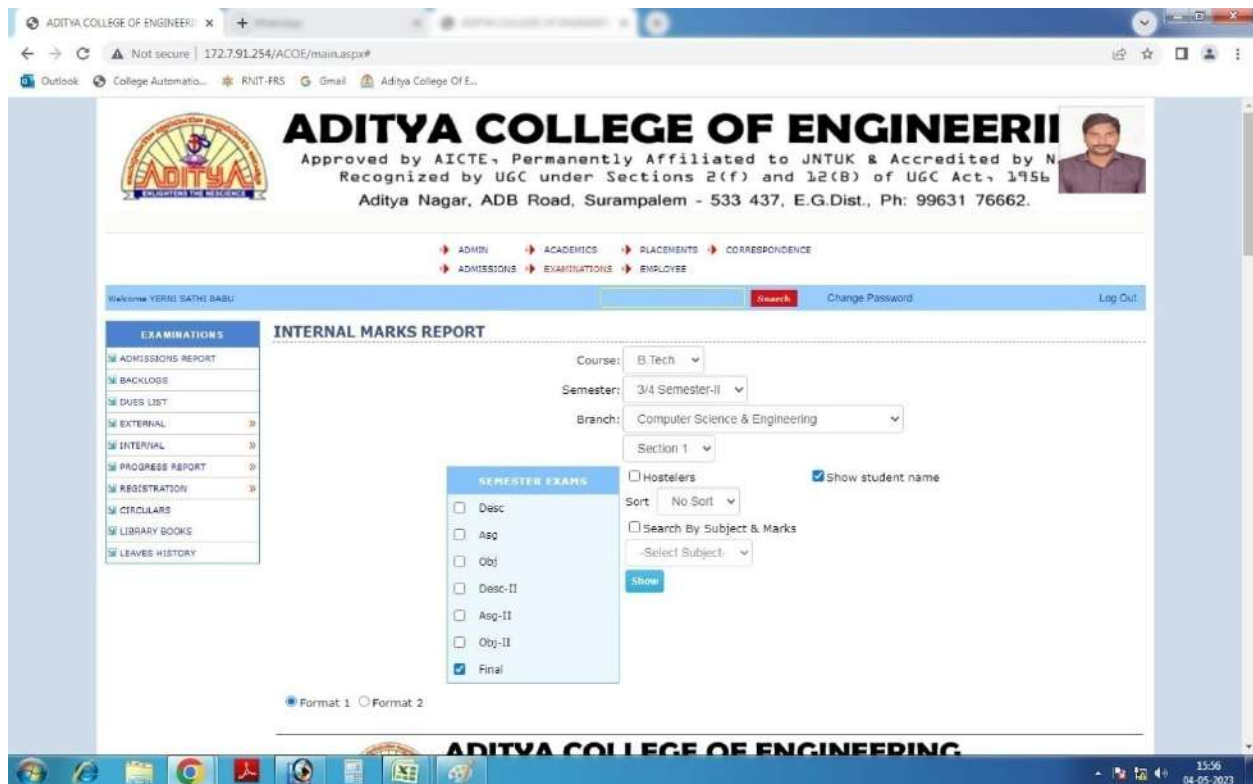

Principal
PRINCIPAL
Aditya College of Engineering
SURAMPALEM-533 437


MODULE 4: EXAMINATIONS MODULE

Examinations module consists of information regarding internal and external examinations to the faculty and students, progress reports of all students mentored/monitored by the faculty, circulars etc.

- EXAMINATIONS
 - EXTERNAL
 - **INTERNAL**
 - PROGRESS REPORT
 - CIRCULARS
 - LIBRARYBOOKS
 - LEAVESHISTORY

EXAMINATION MODULE SCREEN SHOT




Principal
PRINCIPAL
Aditya College of Engineering
SURAMPALEM-533 437

MODULE 4: EXAMINATIONS MODULE


Examinations module consists of information regarding internal and external examinations to the faculty and students, progress reports of all students mentored/monitored by the faculty, circulars etc.

- EXAMINATIONS
 - EXTERNAL
 - INTERNAL
 - PROGRESS REPORT
 - CIRCULARS
 - LIBRARYBOOKS
 - LEAVESHISTORY

EXAMINATION MODULE SCREEN SHOT

The screenshot displays the Aditya College of Engineering website. The header includes the college logo, name, and accreditation details. A navigation menu lists various modules: ADMIN, ACADEMICS, PLACEMENTS, CORRESPONDENCE, ADMISSIONS, EXAMINATIONS, and EMPLOYEE. The EXAMINATIONS module is selected, showing a sidebar with options: ADMISSIONS REPORT, BACKLOGS, DUES LIST, EXTERNAL, INTERNAL, PROGRESS REPORT, REGISTRATION, CIRCULARS, LIBRARY BOOKS, and LEAVES HISTORY. The main content area is titled 'EXTERNAL MARKS PROGRESS REPORT' and features a form with filters for Class (selected), Student, Course (B.Tech), Batch (2018), Branch (Computer Science & Engineering), and Section (All). A 'Show' button is present. Below the form is a table with 7 rows of student data.

SL.NO	ROLL.NO	STUDENT NAME
1	18MH1A0501	AAKE VINAYKUMARRAJA
2	18MH1A0502	ABBURI VENKATA SAI
3	18MH1A0503	AKULA BALAJI
4	18MH1A0504	AKULA SIVA VEERA VENKATA SATYANARAYANA
5	18MH1A0505	ALLAPARTHI SHUBHAKAR
6	18MH1A0506	ANKANA THANUSHA JOYSHEE
7	18MH1A0507	ARUBARIKI SRUJANA




Principal
PRINCIPAL
Aditya College of Engineering
SURAMPALAM-533 437



ADITYA COLLEGE OF ENGINEERING

Approved by AICTE, Permanently Affiliated to JNTUK & Accredited by NAAC
Recognized by UGC under Sections 2(f) and 12(B) of UGC Act, 1956

Aditya Nagar, ADB Road, Surampalem - 533 437, E.G.Dist., Ph: 99631 76662.

Annual report for the academic year 2021-22



Annual report for the academic year 2021-22

The annual report of Aditya College of Engineering for the academic year 2021-22 along with several developmental activities is presented.

- ❖ A total number of 763 students were admitted for all disciplines.
- ❖ 15 Certificate courses were conducted for the enhancement of the students' knowledge in which 1520 students participated. This enabled the students to enrich their subject competency and expertise in their desired discipline.
- ❖ 519 students out of 579 were successful in final semester examinations both in UG and PG programmes.
- ❖ Total 380 students are placed in various reputed companies and 21 students opted towards higher education during this academic year.
- ❖ Total 1049 Students were participated in 21 Sports/Games events and extra-curricular activities during this academic year.
- ❖ Mentor - Mentee system plays a vital role in grooming the students in our Campus. Every mentor will have 19 mentees who facilitates and guides them to become successful and responsible citizens.
- ❖ Students and faculty members are encouraged for enrolment of online certificate courses such as NPTEL, Coursera, CISCO, MCP etc. They are also encouraged to participate in seminars, symposiums, workshops organized inside and outside the campus.
- ❖ Students have taken up internships and executed innovative projects as a part of their curriculum. Total 756 students undergone the field work/internships during the year.
- ❖ Faculty members are encouraged to pursue Doctoral degree and research articles publication in reputed journals.



- ❖ Total 113 faculty members have attended Faculty development programs/Seminars/Workshops and total 37 non-teaching members attended Skill enhancement/Training programmes.
- ❖ Total 10 Faculty development programmes, 9 Seminars/ Workshops and 2 Orientation programmes for teachers and students and 1 administrative training program organized.
- ❖ A Total Number of 86 Research Articles have been published in Reputed International conferences/Journals and 14 number of Book chapters have been published during the academic year.
- ❖ Faculty members were provided with financial support for attending conferences, workshops etc. and total 112 faculty members have been provided with financial support to attend conferences/ workshops and towards membership fee of professional bodies with financial support of Rs. 6,27,339/- during the academic year.
- ❖ ERP software has been implemented for effective monitoring of result analysis, examinations, syllabus coverage, students' attendance and students mentoring, Library and E- resources, etc.
- ❖ Aditya College of Engineering participated in NIRF.
- ❖ Aditya College of Engineering is ISO 9001-2015 certified institution.
- ❖ Aditya College of Engineering accredited by NAAC with B+ in 2018.
- ❖ Central library will be updated by procuring latest books and journals every year and provides DELNET, INFLIBNET. EBOOKS, E-Resources like TAYLOR & FRANCIS, NATIONAL DIGITAL LIBRARY and LMS platforms such as MOODLE, Knimbus etc.
- ❖ College signed 6 MoUs with renowned universities/organizations during the academic year.



ADITYA COLLEGE OF ENGINEERING

Approved by AICTE, Permanently Affiliated to JNTUK & Accredited by NAAC

Recognized by UGC under Sections 2(f) and 12(B) of UGC Act, 1956

Aditya Nagar, ADB Road, Surampalem - 533 437, E.G.Dist., Ph: 99631 76662.

- ❖ Solar power plant is installed using 929 solar panels (0.325 KWh each) and 6 inverters (50KVA) to convert solar energy to electrical energy with a generating capacity of 300 KW as a part of institute's green initiatives.
- ❖ College implemented rainwater harvesting system in the year 2017 and being maintained successfully with a total capacity of 1,13,97,724 liters.
- ❖ College installed Sewage Treatment Plants (STPs) in the year 2017 and being maintained successfully to recycle used and waste water with a capacity of 20,000 litres. Recycled water is being utilized for watering the gardens.




PRINCIPAL

PRINCIPAL
Aditya College of Engineering
SURAMPALAM - 533 437

ADITYA COLLEGE OF ENGINEERING


Asst. Year ::2022-2023

INCOME AND EXPENDITURE ACCOUNT AS ON 31.03.2022

Particulars	AMOUNT (Rs.)	AMOUNT (Rs.)	Particulars	AMOUNT (Rs.)	AMOUNT (Rs.)
Expenditure		185228593	Income		178995763
Interest on Bank Loans	2232873		Term Fee	178995763	
Salaries Non Teaching Staff	17452842				
Salaries Teaching Staff	121426699				
Advertisement Charges	224520				
Audit Fee	20000				
Bank Charges	161253				
Computer Maintenance	471340				
Internet Charges	1593078				
Consultancy Charges	354000				
Depreciation	19098951				
Electricity Charges	2068697				
EPF Admin Charges	41373				
EPF Employers Contribution	1059977				
ESI Employer Contribution	132617				
Establishment & Maintenance	1173813				
Processing Charges	266400				
AICTE Fees	475000				
APSCHE FEES	255600				
Fire Safety Expenditure	156350				
General Maintenance	36083				
Garden Maintenance	462000				
Group Insurance	325180				
Lab Maintenance	402940				
Medical Expenses	1191200				
Municipal Tax	311380				
News Papers & Periodicals	816060				
Office Vehicles Maintenance	318000				



Particulars	AMOUNT (Rs.)	AMOUNT (Rs.)	Particulars	AMOUNT (Rs.)	AMOUNT (Rs.)
Postage & Telegrams	607				
Printing & Stationery	226445				
Professional Tax	5000				
Reaserach & Development	2802886				
Remuneration	600318				
Repairs & Maintenance (Electrial Equipment)	207400				
Repairs & Maintenance (Furniture)	837900				
Repairs & Maintenance(Buildings)	2186520				
Seminors & Work Shops	560000				
Staff Buses Maintenance	523000				
Staff Mess Charges	690200				
Staff Welfare Expenses	608526				
Students Scholorships	2645000				
Security Charges	264000				
Telephone Charges/Internet Charges/Sms	88500				
Travelling Expenses	53854				
Vehicle Maintenance	76211				
Website Maintenance	324000				
Surplus/Loss		-5908830			
Total		178995763	Total		178995763


V V SATYANARAYANA
 CHARTERED ACCOUNTANT
 RAJAHMUNDRI
 M.NO.022084




N.KRISHNA DEEPAK REDDY
 AUTHORISED SIGNATORY
For Sarojini Educational Society


Secretary

ADITYA COLLEGE OF ENGINEERING

Asst.Year ::2022-2023

BALANCESHEET AS ON :31.03.2022

Liabilities	Amount (Rs)	Amount (Rs)	Assets	Amount (Rs)	Amount (Rs)
Capital Account		152891714	Fixed Assets		103965837
Reserves & Surplus (Retained Earnings)			Building Account	75095744	
Loans (Liability)		27745472	Computers / Printers / UPS	4189137	
Bank OD A/c (Bank OCC A/c)			Electronic Equipment	7114199	
Secured Loans	27385472		Furniture & Fixtures	5864008	
Unsecured Loans	360000		Land	4924464	
Current Liabilities		41009259	Other Assets	1033677	
Provisions	34471157		Plant & Machinery	1949705	
Sundry Creditors	6538102		Vehicles	3794902	
			Current Assets		117680608
			Loans & Advances (Asset)	387051	
			Sundry Debtors	93926627	
			Cash-in-hand	3573772	
			Bank Accounts	19793158	
Total		221646445	Total		221646445


V V SATYANARAYANA
CHARTERED ACCOUNTANT
RAJAHMUNDRY
M.NO.022084




N.KRISHNA DEEPAK REDDY
AUTHORISED SIGNATORY
For Sarojini Educational Society

Secretary